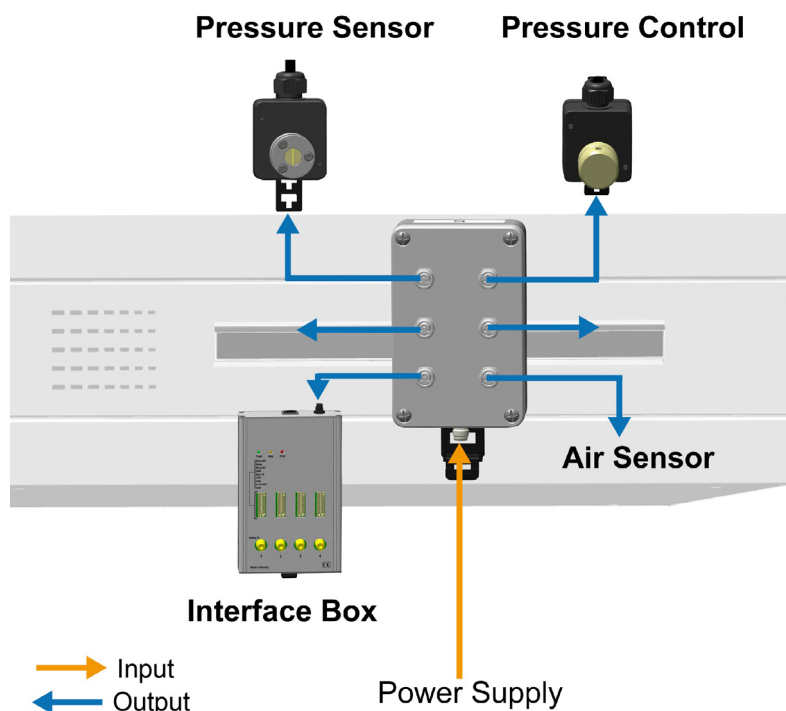


# Distribution Box Supplement (AZS80SA)



KNAUER devices that can be powered via the Distribution Box:

- Air Sensor for 1/16" tubing (A70092)
- Air Sensor for 1/8" tubing (A70093)
- Air Sensor for 1/4" tubing (A70083)
- Pressure Control (AZG10)
- Pressure Sensor (AZG10-1)
- Interface Box IFU 2.1 LAN (AZB00AX)

### Installation

1. Connect the Distribution Box to the power supply.
2. To power an auxiliary device connect it to one of the 6 output sockets of the Distribution Box.

**Note:** It is only allowed to connect devices that meet the specification given below!

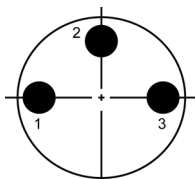
### Practical Tip

You can simply attach the Distribution Box to the side panel of AZURA® devices using AZURA® click (A70089).

### Technical Data

#### Input

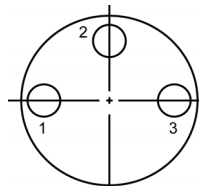
24 V  $\overline{\text{---}}$  1.5 A



Pin 1: + 24 V  
Pin 2: GND  
Pin 3: not connected

#### Output

6 × 24 V  $\overline{\text{---}}$  0.25 A



Pin 1: not connected  
Pin 2: GND  
Pin 3: + 24 V